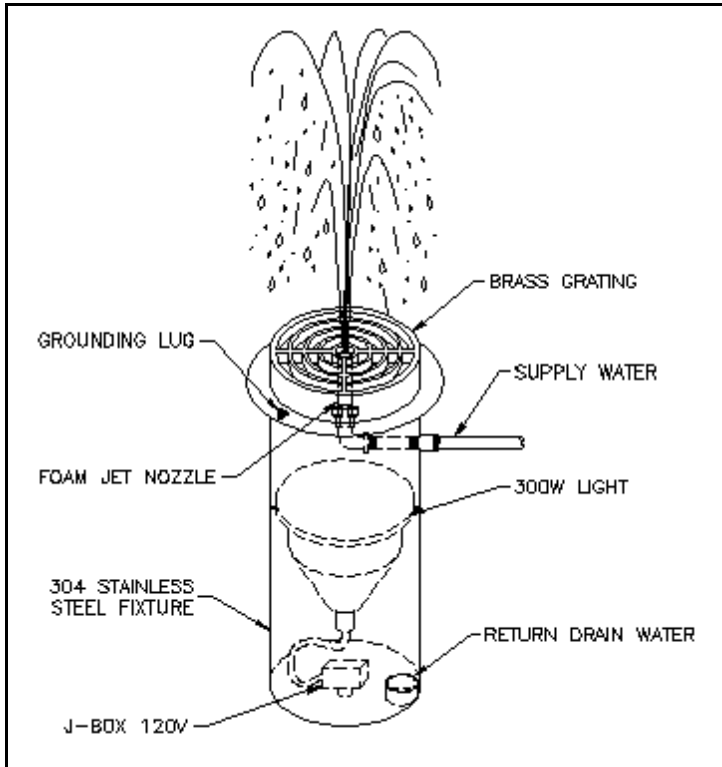


Sundance  
Water  
Design

## INNOVATIVE FOUNTAINS

- Designers
- Engineers
- Manufacturers
- Consultants

**MODEL WNFJ-026L  
WET NICHE FOAM JET  
NOZZLE WITH 300W LIGHT**

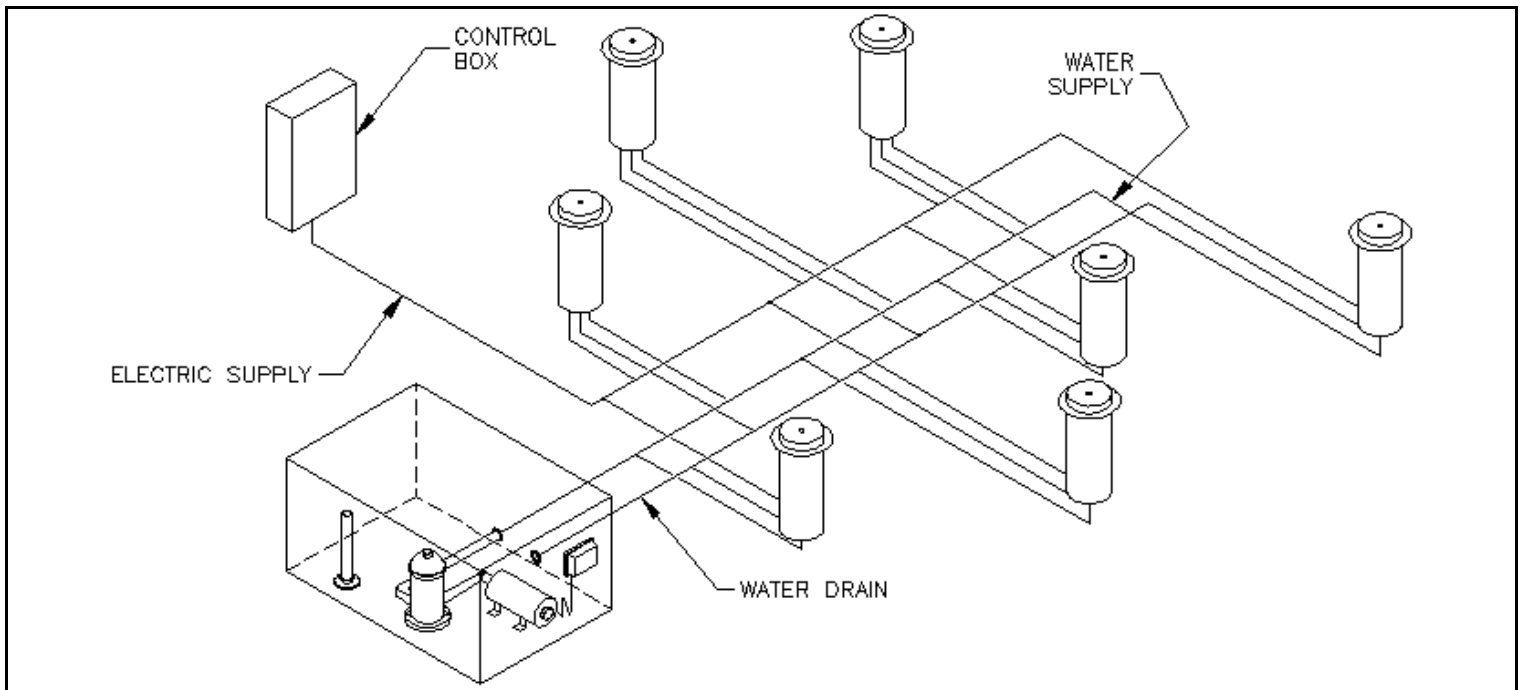


### DESCRIPTION:

Sundance Water Design's Wet Niche Foam Jet Nozzle fixture produces a column of frothy white water, capped with a pulsating "crown." This well defined, highly visible effect is an excellent choice in producing background curtain walls. The 300 watt light underneath the foam nozzle further enhances the relaxing effect of the water. Due to the unique patented design, the nozzle is totally water level independent.

### SPECIFICATIONS:

Wet niche fixture is constructed of 304 stainless steel with waterstop flange, grounding lug, supply, drain, and electrical. Grating top is of brass construction. Nozzle is of bronze and brass construction.



600 East Pinon Street Farmington, NM 87401 (505)-326-7177  
<http://www.sundancewaterdesign.com>

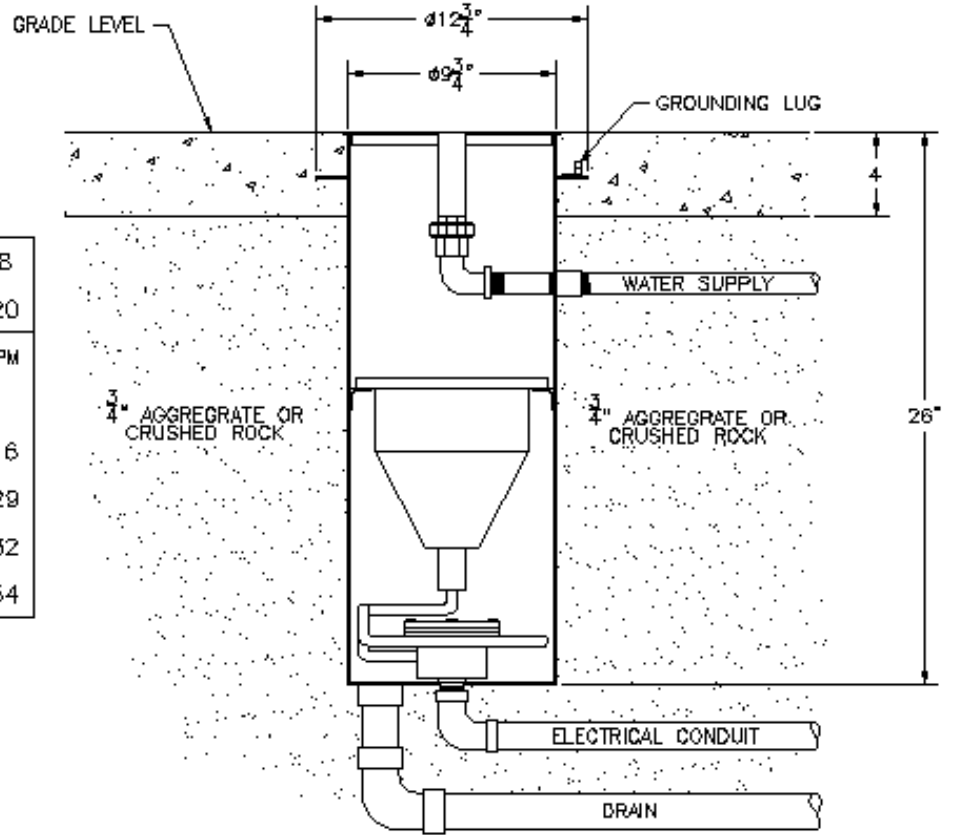
Sundance  
Water  
Design

**INNOVATIVE FOUNTAINS**

- Designers
- Engineers
- Manufacturers
- Consultants

**MODEL WNFJ-026L  
WET NICHE FOAM JET  
NOZZLE WITH 300W LIGHT**

SPRAY HT. (FT.)	2	4	6	8
HEAD (FT.)	6	10	15	20
CATALOG NO.	PERFORMANCE IN GPM			
AX-50	2	3	4	
AX-75	5	10	14	16
AX-100	14	19	24	28
AX-125		22	28	32
AX-150			30	34



600 East Pinon Street Farmington, NM 87401 (505)-326-7177  
<http://www.sundancewaterdesign.com>